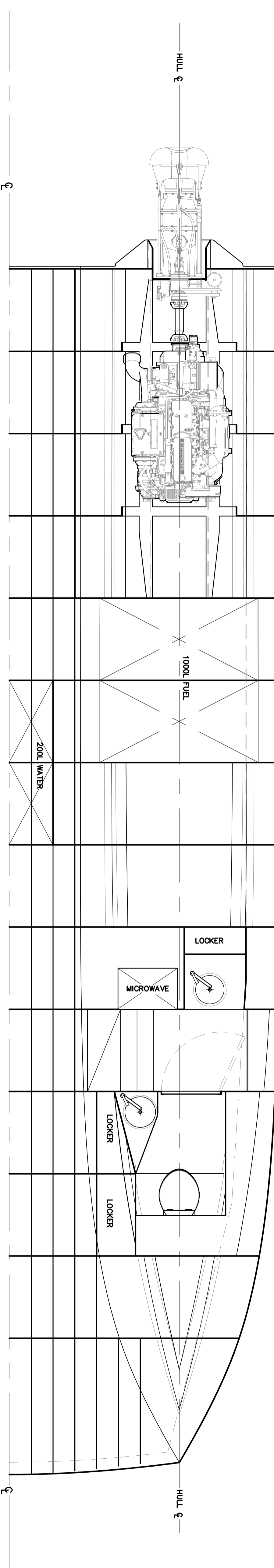
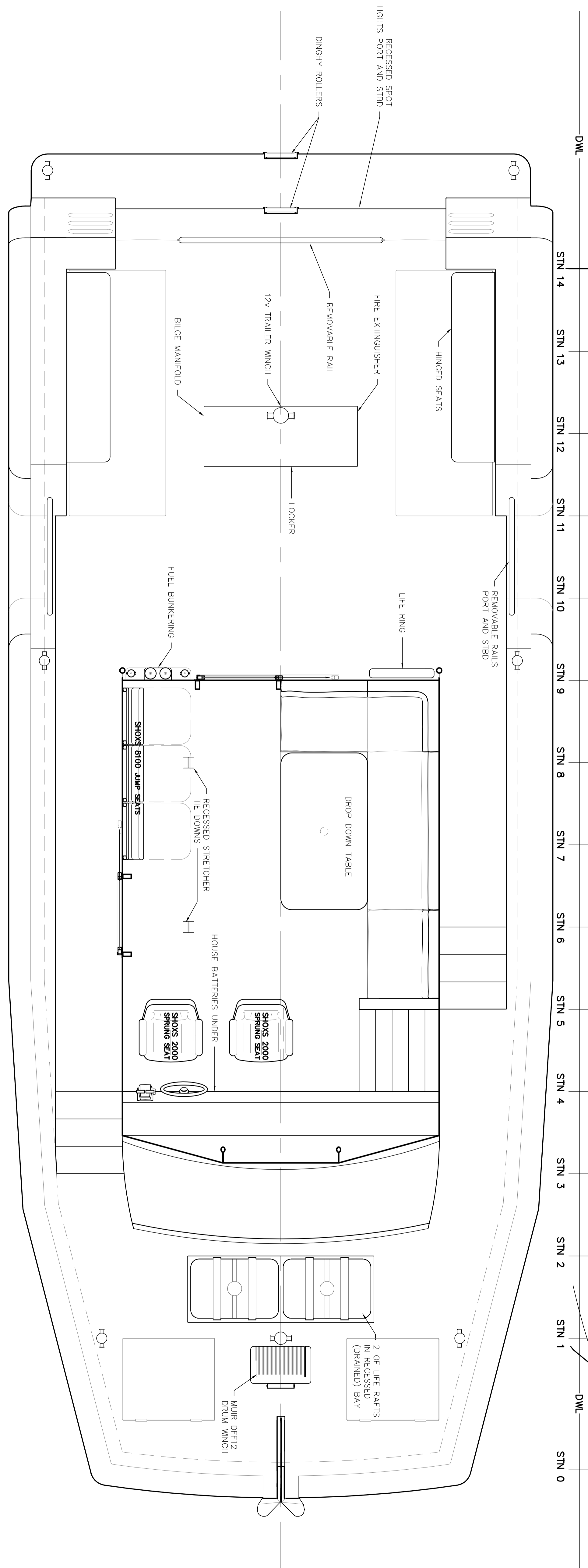
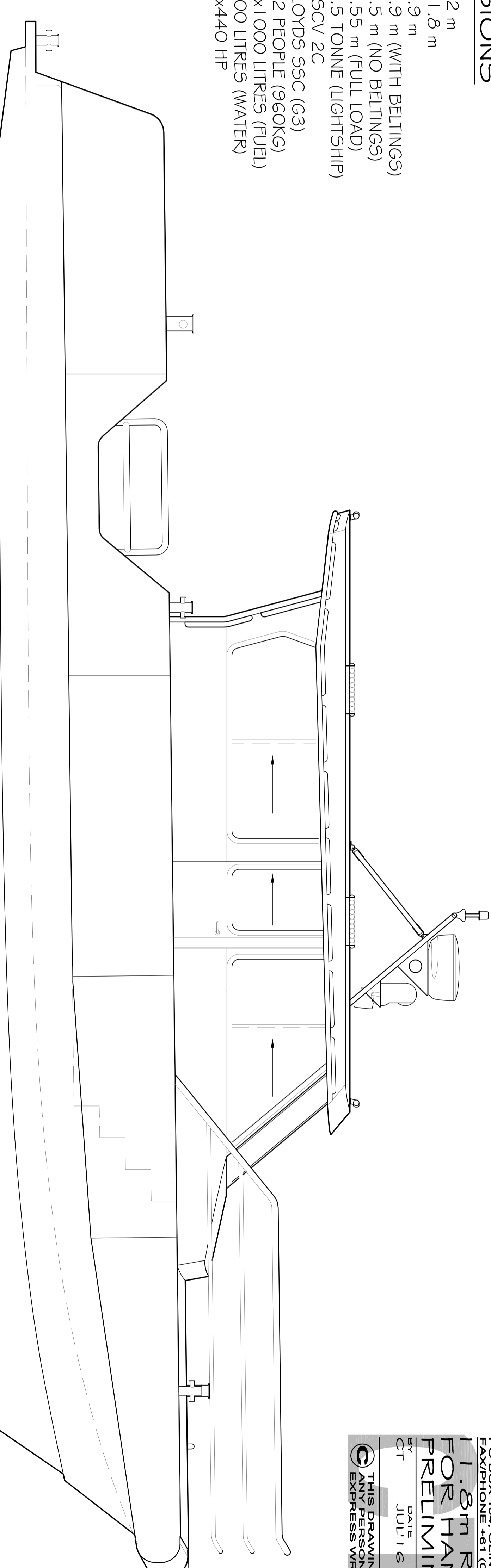


PRINCIPAL DIMENSIONS

L.O.A.	12 m
MEASURED LENGTH	11.8 m
L.W.L.	9.9 m
BEAM:	4.9 m (WITH BELTINGS)
HULL BEAM:	4.5 m (NO BELTINGS)
DRAUGHT (HULL)	0.55 m (FULL LOAD)
DISPLACEMENT	7.5 TONNE (LIGHTSHIP)
SURVEY:	NSCV 2C
STRUCTURE:	LLOYDS 55C (G3)
CAPACITY:	12 PEOPLE (960KG)
TANKAGE:	2x1000 LITRES (FUEL)
	200 LITRES (WATER)
POWER CAPACITY:	2x440 HP



CHRIS TUCKER MARINE DESIGN
 PO BOX 194, OLINDA, VICTORIA, 3789, AUSTRALIA
 FAX/PHONE +61 (0)3 9728 1754, INFO@CTMD.COM.AU

11.8m RESCUE CATAMARAN FOR HAMMERTHEAD BOATS PRELIMINARY ARRANGEMENT

BY CT DATE JUL 16 SCALE NTS
 DRAWN PR

THIS DRAWING MAY NOT BE COPIED, COMMUNICATED TO ANY PERSON OR USED FOR MANUFACTURE WITHOUT THE EXPRESS WRITTEN CONSENT OF THE DESIGNER.